

AF1223 Series Pumps

23:1 Ratio, 12" Air Motor, UV/EB 2-Ball Lower End



Pump Specifications

Ratio	23:1
Stroke (double acting)	6" (15.24 cm)
Material Inlet	Follower Plate Mounted
Material Outlet	1-1/4" NPT(F)
Air Inlet (female)	3/4" NPT(F)
Air Inlet Pressure Range psi (bar)	30 - 90 (2.1 - 6.2)
Fluid Pressure Range psi (bar)	690 - 2070 (47.6 - 142.8)
Max Cycles/Minute	70
Displacement/Cycle cu in (cm3)	59.8 (980.12)
Cycles/gal (L)	3.9 (1.0)
Flow @ 70 Cycles gpm (L/min)	18.1 (68.6)
Noise Level @ 60 psi dBA	93
Weight* lb (kg)	200 (90.7)
Container Suitability	Remote Mounting

*Estimated weight. Contact Technical Support for exact weight.









2-Ball Lower End Style

- Excellent for low- to medium-viscosity materials up to 100,000 cPs.
- Fluid delivery up to 18.1 gpm (68.6 L/min)

Pump Model**	Plunger Material	Upper Packings	Lower Packings	Lower Pump Model	Pump Service Kit
Lower Pump Model Material - 300 Series / CF8M Stainless Steel w/ Large Inlet					
AF1223C51FF35	321 Stainless Steel w/Hard Chrome	UHMW-PE	UHMW-PE	67372-C6F	637444-C6D
AF1223C51FFP5	321 Stainless Steel w/Hard Chrome	UHMW-PE	UHMW-PE	67372-CEF	637444-CED

**Add "-1" to Model No. for Ball Valve Regulator

RECOMMENDED ACCESSORIES

					
67445-5 Muffler Kit	66334-B Wet-Sol Packing Lubricant	23644-400 ARO-Stop Valve	67136 Floor/Follower Plate Adapter	67442 Ball Valve Regulator	637489 Universal Air Motor Service Kit

DIMENSIONS

A† in (mm)	53.52 (1256.26)
B in (mm)	30.44 (669.89)
C in (mm)	18.88 (376.2)

†For models without ball valve regulator subtract 2.08 in (52.83 mm)

23:1 Ratio UV Ink Pump Packages



TPX Series
Two Post Ram

55
GALLON

Packages						
Model No.	Package Type	Pump Model	Ram Model	Follower	Follower Description	Material
TP1223C51FF35TAC	55 Gallon Two Post Ram	AF1223C51FF35	RM552S-C	67409-6	Double-Lip, Polyurethane	Aluminum w/PTFE Coating
TP1223C51FFP5AN2	55 Gallon Two Post Ram	AF1223C51FFP5	RM552S-C	67410-2	Double-Tube, EPR	Aluminum

RECOMMENDED ACCESSORIES



Low Level Cut-Off

67500 Used to shut off air supply to pump when material container is empty or near-empty



Inline Flow Control

104104-F06 Helps set and maintain precise operating speeds in order to optimize pump performance



Cross Over Kit

67448 Maintains fluid delivery in extrusion systems. Can activate alarm to alert maintenance to change empty fluid container.

Other Accessories & Repair Kits

62274	Air Line Oil
96916	Standard Air Motor Muffler
66333-B	Wet-Sol (1 Quart)
66353-1	Stabilizing Bracket
637489	Universal Air Motor Service Kit
637491	55 Gallon Two Post Ram Repair Kit (Standard)